

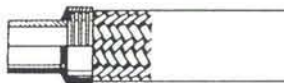
## End Fittings



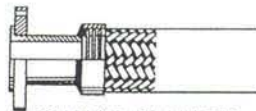
FIXED MALE CONNECTOR



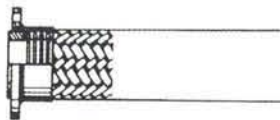
SWIVEL FEMALE UNION



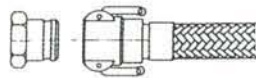
STANDPIPE



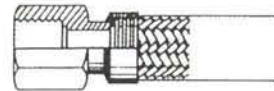
SWIVEL FLANGE



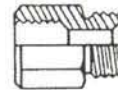
FIXED FLANGE



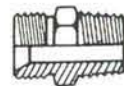
CAMACTION COUPLING



FIXED FEMALE CONNECTOR



MALE / FEMALE ADAPTOR



MALE / MALE ADAPTOR




FIXED MALE (BARREL)



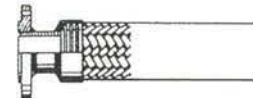
FULL FEMALE UNION



FULL MALE UNION  
(SWIVEL MALE)



PIPE END



FIXED FLANGE ON PIPE END